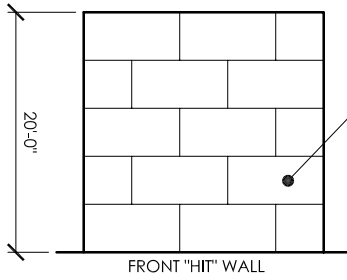


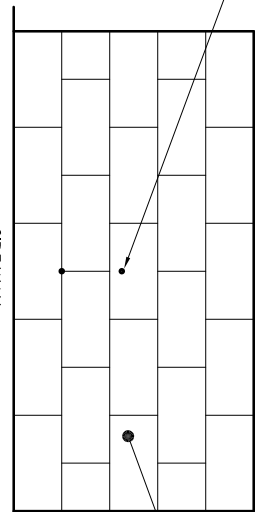
OPTIONAL WALLEYBALL INSERTS

25/32" SOLID MAPLE FLOORING ON SLEEPERS - TOTAL FLOOR HEIGHT: 2-5/8"

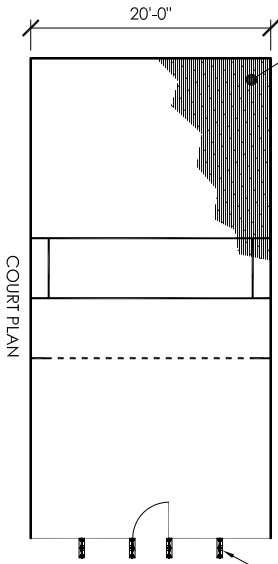
1-1/8" T&G FRONT WALL PANELS



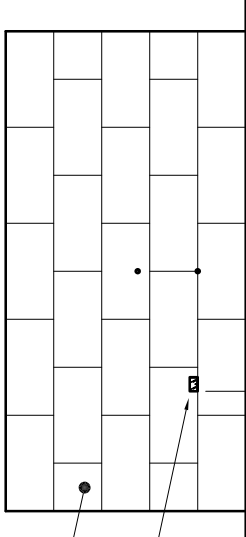
FRONT "HIT" WALL



SIDE WALL



COURT PLAN

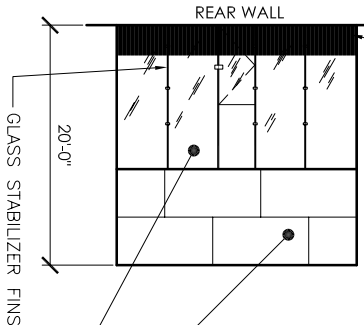


SIDE WALL

7/8" T&G SIDE WALL PANELS

12" WIDE GLASS STABILIZER FIN SUPPORTS

OPTIONAL 30" WHITE CERAMIC FRIT LINES - 1/8" THICK @ 1" O.C.



REAR WALL

GLASS STABILIZER FINS

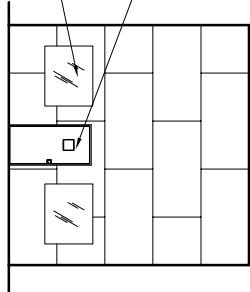
7/8" T&G REAR WALL PANELS

5' x 4' VIEWING WINDOW W/ 1/2" TEMP GLASS

3' x 7' SOLID CORE DOOR (OR OPTIONAL GLASS)

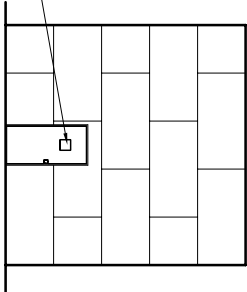
OPTIONAL: 1/2" THICK TEMPERED GLASS WALL SYSTEM (CUSTOM SIZES AVAILABLE)

3' x 7' SOLID CORE DOOR (OR OPTIONAL GLASS)



OPTION 1

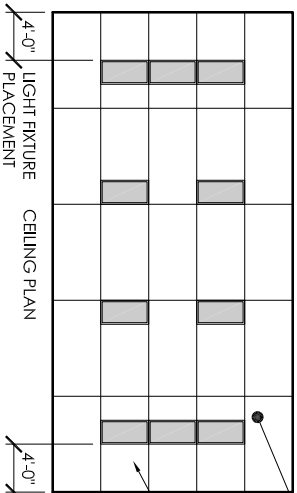
OPTIONAL REAR WALL CONFIGURATIONS



OPTION 2

5/8" T&G CEILING PANELS

2' x 4' FLUORESCENT LIGHT FIXTURES



4'-0" LIGHT FIXTURE PLACEMENT

CEILING PLAN

4'-0" LIGHT FIXTURE PLACEMENT

NOTES:

1. REFER TO CONDITIONS & RESPONSIBILITIES OF OWNER/GENERAL CONTRACTOR.
2. ALL FINISHES OUTSIDE THE COURT(S) BY OTHERS.
3. ALL FRAMING BY OTHERS (UNLESS OTHERWISE INDICATED)


Allied Products, LLC
 P.O. BOX 1431
 SHERWOOD, OR 97140
 PH: (503) 525-3746
 FAX: (503) 625-3748
 TOLL FREE: 1 (800) 864-1272
 www.alliedproductsllc.com

Project: **RAQUETBALL COURT PANEL CONFIGURATION**
 Date: **JULY 2009**
 Scale: **NOT TO SCALE**
 Drawing No: **51L**
 Sheet: **1**