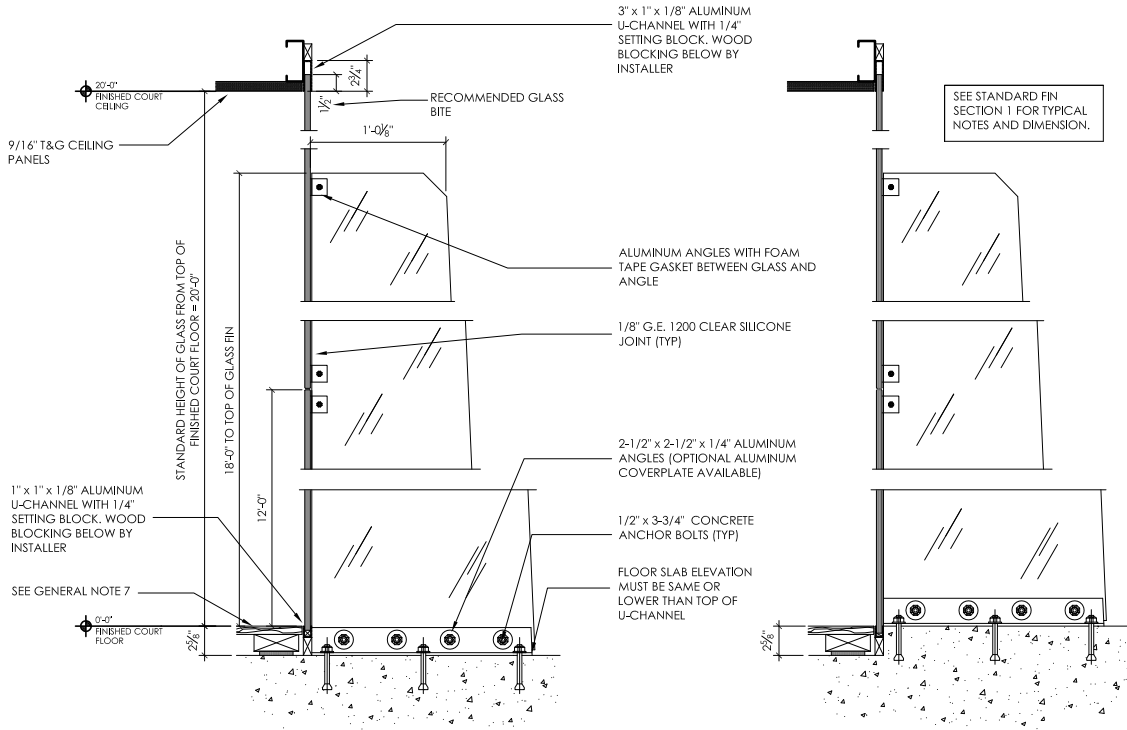


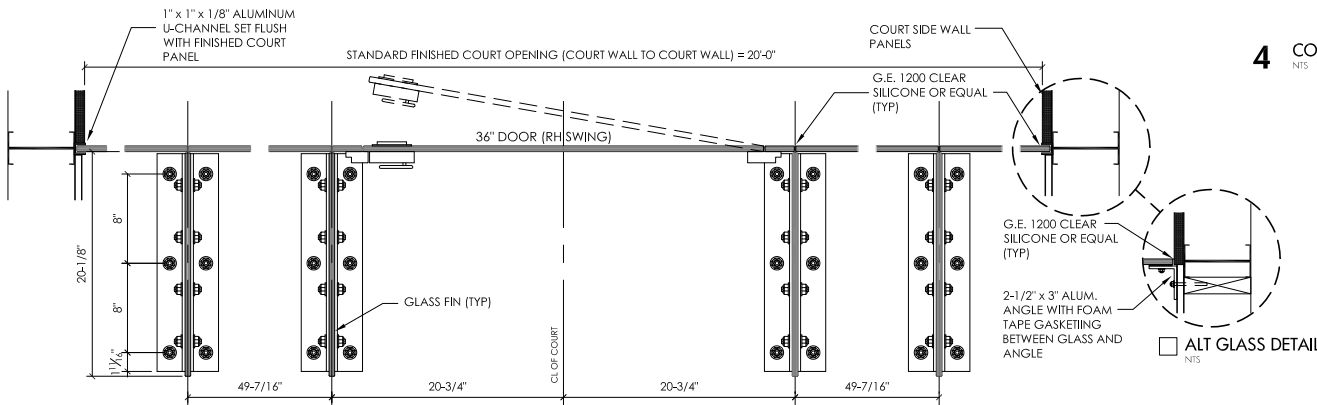
**GENERAL NOTES:**

1. IT IS THE CLIENTS RESPONSIBILITY TO INSURE THE DRAWINGS ACCURACY AND COMPLETENESS.
2. ALL GLASS TO BE 1/2" CLEAR TEMPERED.
3. OPTIONAL CERAMIC FRIT LINES ARE 1/8" WIDE, 1" ON CENTER AND 30" HIGH.
4. DOORS ARE 36" WIDE BY 84" HIGH WITH RIGHT HAND SWING WHICH OPENS INTO COURT.
5. ALL FASTENERS TO ATTACH ANGLE/CHANNEL TO SUBSTRATE BY OTHERS.
6. ALL GLASS CONNECTION FITTINGS BLACK HIGH TENSILE POLYURETHANE (WHITE OPTIONAL)
7. GLASS WALLS MEET AND/OR EXCEED BOCA REQUIREMENTS PER CPSC 16 CFR PART 1201.
8. DIFFERENT TYPES OF COURT AND FLOOR SYSTEMS MAY REQUIRE EXPANSION SPACING BETWEEN GLASS WALL/U-CHANNEL AND COURT OR FLOOR SYSTEM. CHECK WITH COURT AND FLOORING MANUFACTURERS.
9. CONCRETE DEPTH UNDER GLASS WALLS AND FINIS MUST BE MINIMUM 4" THICK AND CLEAR OF ALL REINFORCING STEEL.
10. TYPICAL FLOOR SLAB DEPRESSION IS TO BE THE SAME DIMENSION AS FINISHED COURT FLOOR.

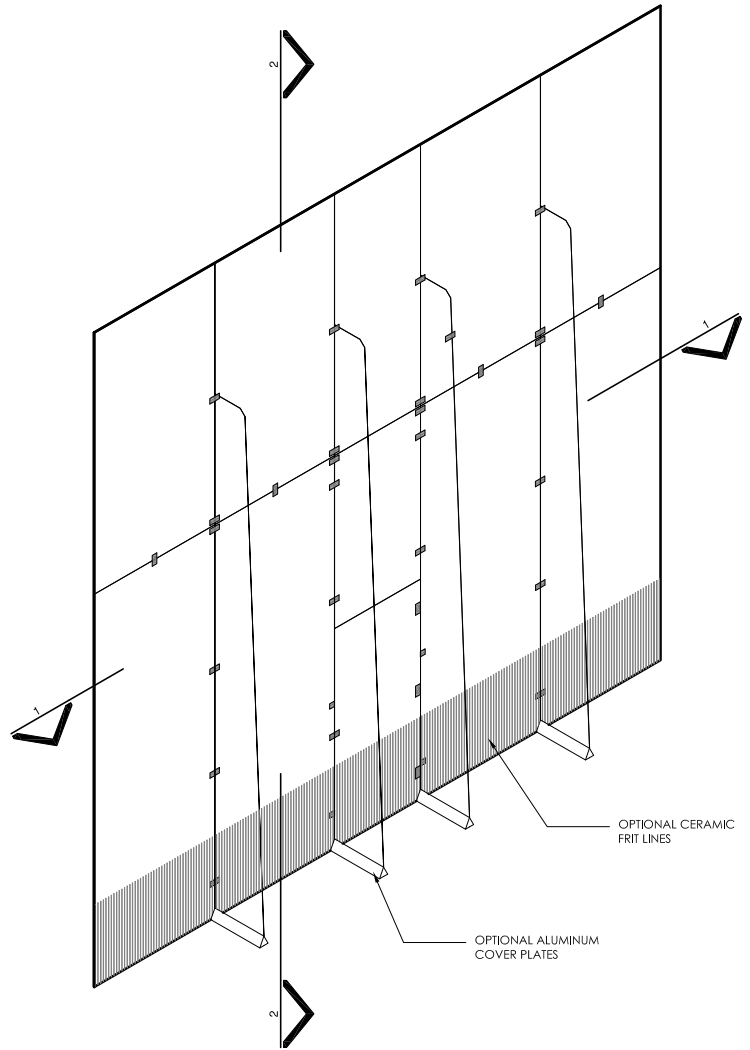


2 STANDARD GLASS FIN SECTION  
NTS

3 ALTERNATE GLASS FIN SECTION  
NTS



1 PLAN SECTION  
NTS



4 COMPLETED GLASS WALL SYSTEM  
NTS

**Allied Products, LLC**  
 P.O. BOX 1431  
 SHERWOOD, OR 97140  
 PH: (503) 625-3746  
 FAX: (503) 625-3748  
 TOLL FREE: 1 (800) 864-1272  
 www.alliedproductsllc.com

Project  
**STANDARD 20'x20' GLASS WALL**

Date JULY 2008	Sheet <b>1</b> OF 1
Scale NOT TO SCALE	